



Michael Jamison
Direct: 212-574-4054
Mobile: 917-623-0874
mjamison@griffinasset.com

Michael is a Managing Partner at Griffin, a key member of the Investment Committee, and the Portfolio Manager of the firm's Enhanced Equity Income Strategy and the Growth at a Reasonable Price Strategy.

His career spans more than 30 years, most notably as a Portfolio Manager and Chief Operating Officer at Leberthal Asset Management and as a Managing Director, Portfolio Manager, and member of the Executive Committee at Brandywine Global Asset Management.

Michael holds a BA in Economics from Baldwin Wallace University and an MBA from Farleigh Dickinson University.

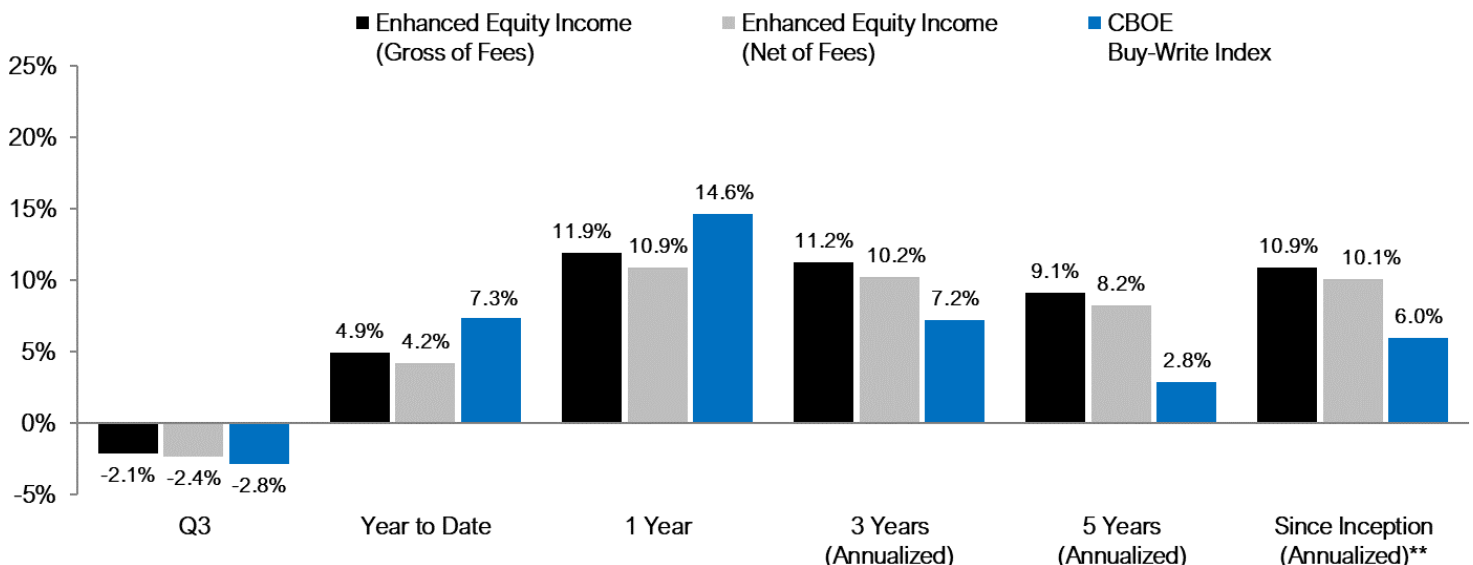
OBJECTIVES

- Identify undervalued businesses with solid balance sheets that have defensible competitive advantages and are run by superior management teams.
- Utilize covered call option writing to maximize the income stream on a high-quality equity portfolio in a risk averse manner.

ADVANTAGES

- Actively Managed Options Writing - Helps you avoid downward volatility (or skew) and capture greater upside of a company's performance.
- Separately Managed Account – Enables single stock options writing which allows the portfolio manager to be more opportunistic and gives the investor greater flexibility with the percent of the portfolio that has options written against it.
- Two Income Streams - Target dividend income above the S&P 500 market yield while adding income premium from writing options against the individual companies in the portfolio.

PERFORMANCE (as of 9.30.23)








**Inception Date: December 31, 2011

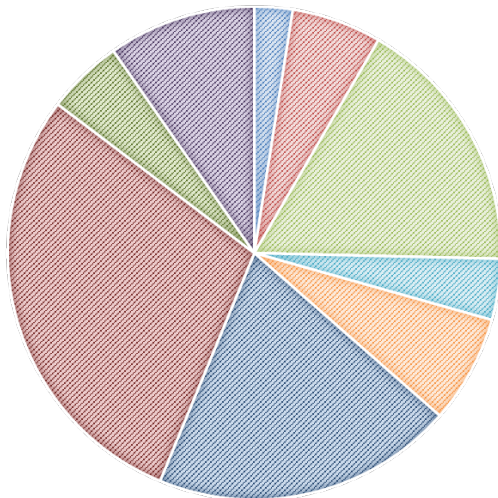
PORTFOLIO CHARACTERISTICS

Total Number of Equity Holdings	31
Average Market Capitalization	\$302B
Average Dividend Yield	3%
Average Dividend Payout	55%
Average Dividend Growth Rate	10%
% Large Cap / Mid Cap / Small Cap	94% / 6% / 0%
% U.S. vs. International	94% vs. 6%

TOP 5 HOLDINGS

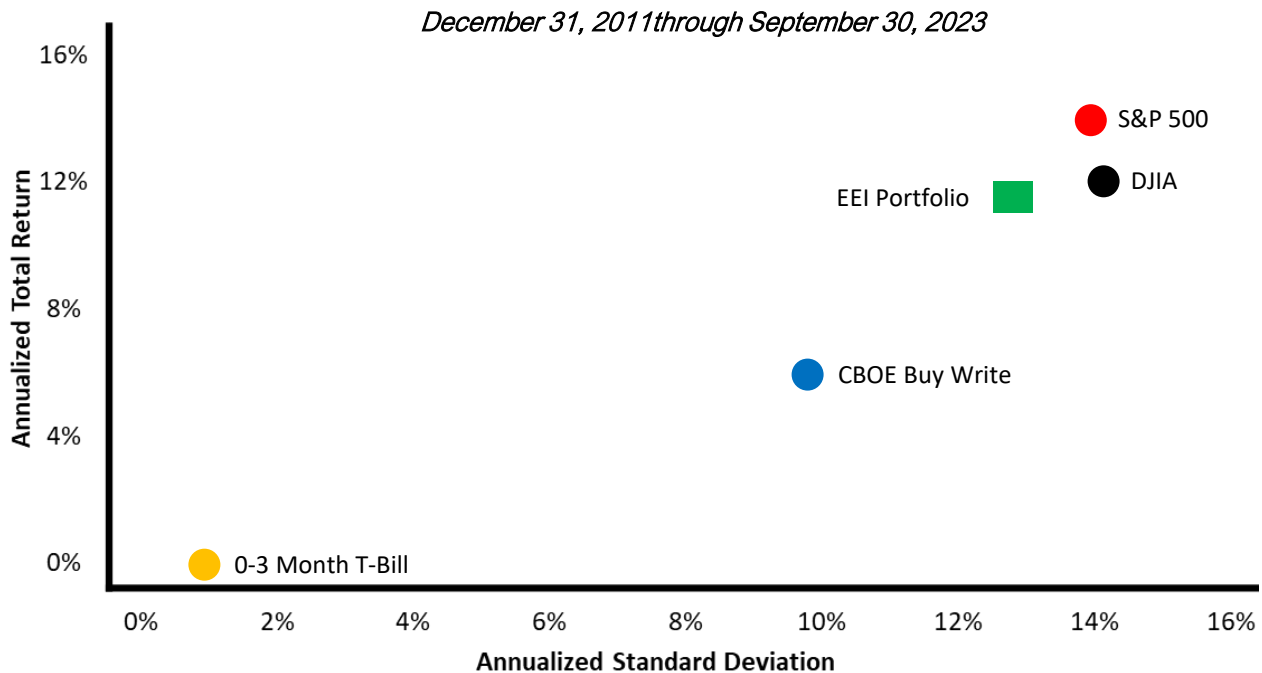
	Apple Inc NASDAQ: AAPL
	Microsoft Corp NASDAQ: MSFT
	Blackstone Inc NYSE: BX
	Broadridge Financial Solutions Inc NYSE: BR
	Caterpillar Inc NYSE: CAT

SECTOR ALLOCATION



Sector	EEI Weight	S&P 500 Weight
Materials	2.5%	2.4%
Consumer Discretionary	5.9%	10.7%
Financial Services	17.0%	12.8%
Real Estate	0.0%	2.4%
Communication Services	4.0%	8.9%
Energy	7.1%	4.7%
Industrials	19.8%	8.3%
Technology	29.1%	27.5%
Consumer Staples	5.0%	6.6%
Healthcare	9.7%	13.4%
Utilities	0.0%	2.4%

ANNUALIZED RISK vs. RETURN



DISCLOSURES

This presentation is for informational purposes only. All opinions and estimates constitute our judgment as of the date of this communication and are subject to change without notice.

The information contained herein does not suggest or imply and should not be construed, in any manner, a guarantee of future performance and/or investment advice. Past performance does not guarantee future results. Therefore, no current or prospective client should assume that the future performance of any specific investment or investment strategy will be profitable or equal to corresponding indicated performance levels.

All returns are in U.S. dollars and are displayed Gross and Net of Investment Management Fees and include reinvested dividends and capital gains. Gross of Fees performance calculations are presented Gross of Investment Management Fees and Net of Trading Fees. Net of Fees returns are presented Net of Trading Fees and Net of Investment Management Fees.

Equity Options and Option Strategies contain risks and may not be suitable for every investor. Options strategies should be discussed in detail prior to investing, to gauge the suitability of the investment in relation to the client's financial profile, risk profile, time horizon, and investment objectives.

All investments involve risk. Investments in equity securities are subject to price fluctuation and may include a loss of principal.

Neither the information provided, nor any opinion expressed, constitutes a solicitation for the purchase or sale of any security. The investments and investment strategies identified herein may not be suitable for all investors. The appropriateness of a particular investment will depend upon an investor's individual circumstances and objectives.

Griffin Asset Management does not provide tax or legal advice. This material was not intended or written to be used for the purpose of avoiding tax penalties that may be imposed on the taxpayer. Clients should consult their tax advisor for matters involving taxation and tax planning and their attorney for matters involving trust and estate planning and other legal matters.

Griffin Asset Management is a SEC Registered Investment Adviser under the Investment Advisers Act of 1940 ("Advisers Act"). Under the Advisers Act, Rule 204-3 requires Griffin Asset Management, LLC to provide clients with specific information about the advisory firm. Griffin Asset Management offers ADV, Part 2 to serve this important purpose. Investors can acquire information(ADV, Part 2) on the registration status of our investment advisory firm by calling Griffin Asset Management directly at(212) 574-4054 or on the SEC's website at www.adviserinfo.sec.gov.

***GIPS Composite Data and Verification Information Available Upon Request**